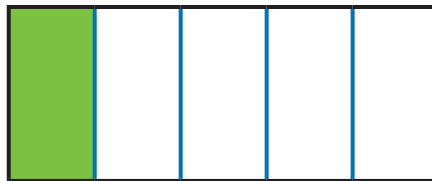


Let Us Practice



B. Divide each shape into equal parts. Use your **blue** crayon. Next color a part **green** to show the fraction on the left. The first one has been done for you.


$$\frac{1}{5}$$



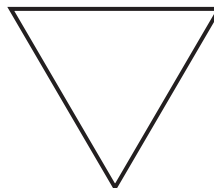
$$\frac{1}{4}$$




$$\frac{1}{6}$$



$$\frac{1}{2}$$



$$\frac{1}{3}$$



This page, or parts thereof, may not be reproduced or distributed in any form or by any other means, including photographic, electrostatic, mechanical, or any other method for any use, including information storage and retrieval, without prior written permission from the publisher.



Scan the QR Code and watch a video to recall what you have learned about fractions.

